

The world of PCB clamping

ClampMan



ClampMan

Light

CLM-1060

ClampMan Light is our entry level model.

It's mainly designed to clamp smaller PCBs or hold parts like relays, especially for soldering or repair.

It can also be used for tasks such as thermal imaging or with the optional top jaws for isolated measurements (ClampMan Light ISO).

It also enables fixing in many different positions with the same degrees of freedom as the ClampMan Classic does. So it also ensures nearly the same level of versatility for soldering, repair or assembly of printed circuit boards.

The base plate can support a maximum of four 300/400mm joint stands.



This product comprises the following parts:

Product.Id	Description
CLM-1118	Round base plate
106327	400mm joint stand
CLM-1200	ClampMan vice

Vice CLM-1200



Both hands
free for
soldering

ClampMan

Light ISO

CLM-1080

ClampMan Light ISO is also an entry level model.

It's mainly designed to clamp smaller PCBs, especially for isolated measuring. It can also be used for tasks such as thermal imaging.




A good combination is to use it with a probeholder or a thermal cam mounted on a second joint stand.

It also enables fixing in many different positions with the same degrees of freedom as the ClampMan Classic does. So it also ensures nearly the same level of versatility for soldering, repair or assembly of printed circuit boards.

The base plate can support a maximum of four 300/400mm joint stands.

This product comprises the following parts:

Product.Id	Description
CLM-1118	Round base plate
106327	400mm joint stand
CLM-1200	ClampMan vice
CLM-1207	2x Isolating Chuck



CLM-1207 Isolating Chucks

mounted on a vice CLM-1200 for isolated measuring



ClampMan
Probe

CLM-1050

ClampMan Probe is also an entry level model.

It's mainly designed to probe where you can't use the ClampMan. For example to probe into an opened PC onto a measurement card or on PCBs, which are already mounted into a case.

A good combination is to use it with a vice mounted on a second joint stand.

It also enables fixing in many different positions with the same degrees of freedom as the ClampMan Classic does.

The base plate can support a maximum of four 300/400mm joint stands.



This product comprises the following parts:

Product.Id	Description
CLM-1118	Round base plate
106327	400mm joint stand
CLM-1110	Probe holder

Probe holder with adjustable pressure of probing tip



ClampMan Light And Probe in teamwork on a single base plate.

CLM-2000

The ClampMan Midi is our medium model.

It's mainly designed to clamp midsize PCBs, especially for measuring or soldering. It can also be used for tasks such as thermal imaging.

It also enables fixing in many different positions with the same degrees of freedom as the ClampMan Classic does. So it also ensures the same level of versatility for soldering, repair or assembly of printed circuit boards.

The base plate can support a maximum of four 300/400mm joint stands.

The ClampMan Midi Plus includes a second joint stand (400er) and a probeholder



This product comprises the following parts:

Product.Id	Description
CLM-1118	Round base plate
104352	300mm joint stand
CLM-2002	Midi clamp

ClampMan

Midi Plus

CLM-2001



This product comprises the following parts:

Product.Id	Description
CLM-1118	Round base plate
104352	300mm joint stand
106327	400mm joint stand
CLM-1110	Probeholder
CLM-2002	Midi clamp

ClampMan
Classic

CLM-1002

The ClampMan itself is a perfect solution for fixing PCBs of various shapes and formats in a large variety of different ways.

Due to its flexible design it is possible to perfectly position each PCB for tasks such as measuring, soldering or thermal imaging.

ClampMan was especially designed to clamp energized PCBs while enabling safe measurements from both sides. This is very helpful for power electronic measurements like measuring the power factor or efficiency of a power supply.

The provided clamping accessories enable fixing of printed circuit boards in many different positions with multiple degrees of freedom. This ensures an unsurpassed level of versatility for soldering, repair or assembly of printed circuit boards.



This product is available in following editions:


Product.Id	Description
CLM-1001	ClampMan with 1 probing set (106328)
CLM-1002	ClampMan with 2 probing sets (106328)



CLM-1001



Clamping set
for multiple
possibilities
included



(c) fieger factory photo

ClampMan integrates H&G's precise hydraulic joint stands which have been highly valued in processing and medical engineering industries for decades.

These joint stands allow exact positioning of measurement probes or other equipment like thermal imaging cameras.

In its basic version ClampMan comes with one or two hydraulic probe holder (CLM-1001, CLM-1002). Additional hydraulic joint stands are available as accessories.



Indispensable for ground clip probing !

Solid heavy-weight base stand, made of browned steel



Powerful hydraulic joint stands with quick change adapter for different tools or self-crafted gadgets available in 2 length



(c) fieger factory photo




The vice mounted on the ClampMan using an additional base adapter "104500"

The Vice Box is a combination of an ESD toolbox (Model 40 or 50) made of stainless steel and a joint stand size 400 (106327) with an already mounted vice (CLM-1200) on the top.

Image shows a
Toolbox Model 50 ESD



This picture shows a Model 40 ESD
use, also with some installed option



ESD Clip at the backside

This is an option

Shortly after the ClampMan went into production we saw the necessity to enable the 400m joint stand to support not only probe holders but also other tools, like tweezers or self-crafted gadgets.

This was realized by introducing our quick-change adapters.

CLM-1200 Vice



85mm distance between the notches to hold a PC

CLM-1110 Probeholder



Probe holder with adjustable pressure of inserted probe



CLM-1207 Isolating chucks



CLM-2002 Midi-Clamp



CLM-1118 3kg base plate for a maximum of 4 joint stands



104599 - QC Adapter set for retrofitting (104500 + 104511)



104500 - QC Base Adapter 6mm thread (standard)
104502 - QC Base Adapter 10mm thread



104511 - QC Adapter to M6 inner thread
104514 - QC Adapter to M3 inner thread



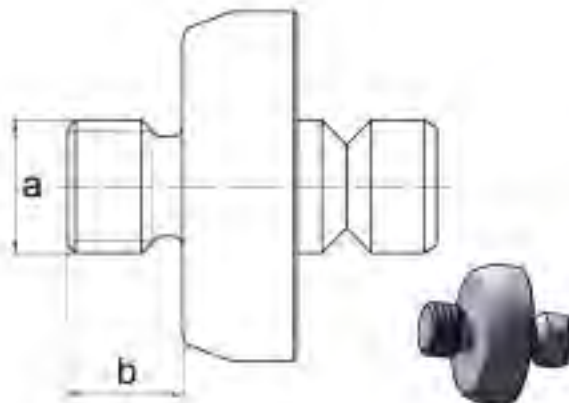
104512 - QC Adapter 4side block, bores M5, M6 + M5 inner thread



104507 - QC Adapter to M4 outer thread (b = 5 mm)
104508 - QC Adapter to M8 outer thread (b = 7 mm)
104509 - QC Adapter to M10 outer thread (b = 8 mm)
104510 - QC Adapter to M6 outer thread (b = 6 mm)



104506 - QC Adapter to 1/4"-20 (Cam - adapter, Whitworth thread)
(b = 5 mm)



CLM-1070 ClampMan Accessory Set Professional

The "Accessory Sets" or "Multi-functional Sets" exist to encourage you to realize your own ideas or gadgets. You are also able to expand the basic features of the ClampMan Classic itself with this sets.



1x CLM-1207



1x CLM-1200



2x 106327
400mm



1x CLM-1118



2x 1045



2x 1045



2x 1045



2x 1045



2x 1045



2x 1045



2x 1045



2x 1045

CLM-2010
ClampMan
Accessory Set
Professional Midi



507



508



509



510



500



511



512



506



1x CLM-2002



1x 104352
300mm



1x 106327
400mm



1x CLM-1118



2x 104507



2x 104508



2x 104509



2x 104510



2x 104500



2x 104511



2x 104512



2x 104506

Now you are able to mount tools like tweezers, vices, magnifying glasses and also cameras for documenting or thermal imaging.



Attaching a tweezer to 104512



craft your own toolset

ClampMan

Accessories



mount a cam or cell phone holder with adapter 104506



ClampMan

The world of PCB clamping

presented by:

