




Power Supplies


Encapsulated Solutions
1W ~ 60W

powersupply@myrra.com


Supplying



Power



Solutions



MYRRA - COMPANY PROFILE

Myrra Transformers, Inductors, Chokes and Power Supplies are World renowned for their reliability and performance.

This is the result of constant technological development and continuous production process improvements, which has made Myrra Group a leading Company in both design(R&D) and manufacturing.

With their own range of products, including encapsulated Power Supplies, Transformers(50/60hz), HF Transformers and Value-Add Services, Myrra has become a reliable and renowned Global Supplier.

Since incorporation in 1949, Myrra has become one of the largest European sources for their products in the electronics market, and is striving to grow their position in a continuously evolving market.

As a Company certified by VDE, UL, CSA, ISO9001, and with a clear policy for conservation of the environment (RoHs, REACH, ISO14001), Myrra is an ideal partner for your future requirements.



The image displays four electronic components, likely capacitors or inductors, stacked vertically. Each component is marked with technical specifications and certification logos.

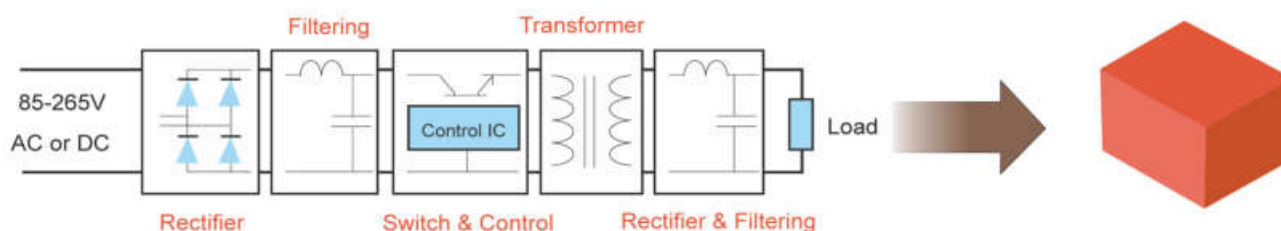

- Top Component (Brown):** Marked with "48024". It features a "B" logo, "Output 7-9", "12V max 3.0W ta 60/B", "12V max 2.5W ta 70/B", "12V max 1.0W ta 80/B", "Input 1-5:100-240V~", "50/60Hz 0.15A", and a "myrra" logo. It also has a "www.myrra.com" URL and "MADE IN CHINA".
- Second Component (Black):** Features a "myrra" logo, "www.myrra.com", "MADE IN CHINA", and various certification logos including CE, RoHS, LPS, and I.T.E.
- Third Component (Brown):** Marked with "47204". It features a "B" logo, "Output 9-7, 18V max 1.5W", "Input 1-5:100-240V~", "50/60Hz 0.3A", and a "myrra" logo. It also has a "www.myrra.com" URL and "MADE IN CHINA".
- Bottom Component (Brown):** Marked with "47204". It features a "B" logo, "Output 9-7, 18V max 1.5W", "Input 1-5:100-240V~", "50/60Hz 0.3A", and a "myrra" logo. It also has a "www.myrra.com" URL and "MADE IN CHINA".

Catalogue Contents

<u>Page</u>	<u>Details</u>
3	Myrra Company Profile
5	Product Overview
48000 Series	
6~7	Single Output 1W~3W
47000 Series	
8~9	Single Output 2.5W~5W
10~11	Single Output 2.4W~5W (relaxed regulation)
12~13	Dual Output 3W~5W (common ground)
14~15	Dual Output 3.5W~4W (isolated outputs)
16~17	Single Output 7.5W
18~19	Single Output 10W
20~21	Single Output 20W
22~23	Single Output 30W~40W
24~25	Single Output 40W~60W
Support and Services	
26	Application notes 47000 and 48000 series
27	Modified and Custom Solutions



POWER SUPPLIES 1W to 60W



**MYRRA encapsulated
Switched Mode Power Supplies
based on Flyback topology.**

**They constitute an interesting alternative to the
traditional supply in the most common
applications of power from 1W to 60W.**

**ENERGY SAVING due to high efficiency and low
standby power**

Applications for our Power Supplies:

- Alternative to the linear transformers in all AC/DC applications of power up to 60W
- Alternative to DC/DC converters for application in D.C.current (Telecom supplies, electric substations etc.)
- Industrial, domestic and consumer electronics applications
- Standby devices and others DC or AC auxiliary supplies

With the same footprint as a EI30 transformer, they will replace:

- 50 Hz Transformer
- Fuse
- Bridge Rectifier
- Filtering Capacitor

Regulated types will also replace linear regulator and heatsink

MAIN FEATURES

- Wide input voltage range
- Increased power. 3 x compared to standard EE20 / EI30 / EI38 transformer
- Better energetic efficiency: 70% typical compared to 40% for the conventional supply
- Very low Standby Power consumption: meets requirements of Energy Star or EC Code of Conduct
- Same footprint as EE20 / EI30 / EI38 / EI48 transformer : (1W~10W)
Upgrade your application without redesign of PCB

SAFETY STANDARDS

Meets all requirements of:

- EN 60950
- EN 60335
- EN 61558-1
- EN 61558-2-16
- UL 60950-1
- CSA 22.2 N°60950-1
- UL 94-V0

EMC STANDARDS

Conducted and radiated emissions conform to

- EN 55014-1
 - EN 55032 class B
- Immunity conform to
- EN 55014-2
 - EN 61000-4-x

ONE OUTPUT 1W to 3W - Small Compact Size

NEW

MAIN FEATURES:

- Small Compact Size - PCB Mount
- Single Output
- Output Range : 3.3VDC - 24VDC
- Input Range : 85VAC - 265VAC/47 - 63Hz Or 120VDC - 370VDC
- Very Low Standby Power Consumption < 0.15W
- Better Energetic Efficiency : Meet Requirements Of Energy Star And EC Code Of Conduct
- Encapsulated Design And Same Footprint As EE20 Transformer: Upgrade Your Application Without Redesign Of PCB
- Safety : IEC/EN61558-2-16, IEC/EN60950, IEC/EN60335, UL/CUL60950, CE, VDE, ENEC Mark
- Materials : Uses UL 94-V0 Plastic And Resin
- EMC : Conducted And Radiated Emissions Conform To EN55014 CLASS B, EN55032 CLASS B And FCC Part 15
- Immunity Conform To EN61000-3-3, EN61000-4-2, EN61000-4-3, EN61000-4-4, EN61000-4-5, EN61000-4-6, EN61000-4-8, EN61000-4-11

Part Number	Power Output(W)	Output Voltage (Vdc)	Output Current (mA)	Output Load Regulation (%)	Max. Operating Ambient (°C)	Minimum Part Efficiency(%)
48021	1	3.3	300	± 5	80	60
	2.5		750		60	63
	2.75		830		50	
48022	1	5	200		80	60
	2.5		500		60	65
	3		600		50	
48023	1	9	110		80	67
	2.5		280		70	70
	3		330		60	
48024	1	12	84		80	67
	2.5		210		70	72
	3		250		60	
48025	1	15	67		80	67
	2.5		170		70	72
	3		200		60	
48026	1	18	56		80	67
	2.5		140		70	72
	3		170		60	
48027	1	24	42		80	70
	2.5		105		70	74
	3		125		60	



DIMENSIONS and PINOUT

4 pins

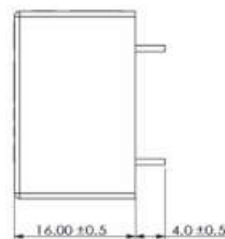
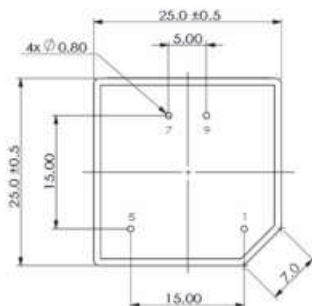
PRI:

Pins 1 – 5: AC or DC Input

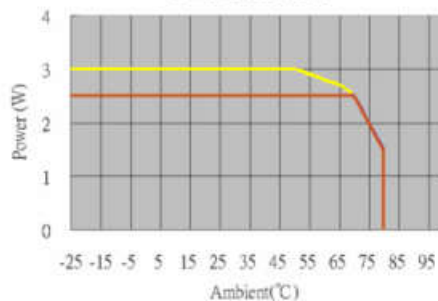
SEC:

Pin 7 : DC Output +V

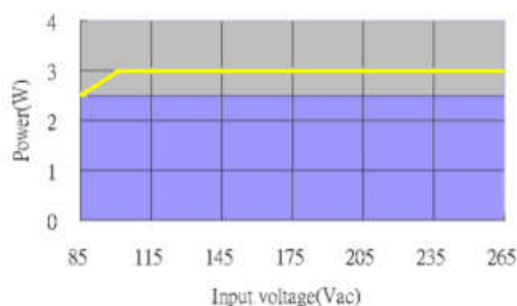
Pin 9 : DC Output 0V



Power Derating Curve



Power Derating Curve



Model: 1 To 3 Watt		Specification
AC Input Characteristics	Rated AC input Voltage	100~240Vac or 140VDC-340VDC
	AC Input Voltage Range	85~265Vac or 120VDC-370VDC
	AC Input Frequency Range	47Hz~63Hz
	Rated AC Input Frequency	50/60Hz
	Input Current	0.15A Max@85Vac~265Vac, at full load
	Standby Power	0.15W Max(Meet Requirements Of Energy Star And EC Code Of Conduct)
DC Output Characteristics	Output Voltage Accuracy	± 5%
	Output Voltage Line Regulation	± 2 %
	Output Voltage Load Regulation	± 5%
	Ripple & Noise	Max 180mVp-p@ Rated AC input, at nominal line (The measuring will be terminated with a 47uF AL E-Cap and a 0.1uF Ceramic-Cap. An oscilloscope set at 20MHz bandwidth)
	Dynamic Response	The output voltage shall not exceed ±10% rated output voltage @ 10% → 90% Load change, 1A/uS, 1KHz 50% duty cycle
	Hold Up Time	5mS min@ 100Vac ~240Vac, DC output with full load
	Turn On Delay	3S max @ 85Vac~265Vac input and DC output with full Load
	Rise Time	50ms max @ 85Vac~265Vac input and DC output with full load
	Overshoot	The output voltage shall not exceed +10% rated output voltage @ Power on and 85Vac~265Vac input, and DC with full load
	Undershoot	The output voltage shall not exceed -10% rated output voltage @ Power off and 85Vac~265Vac input and DC output with full load
	Efficiency	See table (Meets Requirements Of Energy Star And EC Code Of Conduct)
Protection Characteristics	Over Current Protection	The power supply shall automatic protect. The power supply shall auto-recover normal operation after the deformation is removed. No excessive heat, odor, or plastic deformation shall occur with no safety hazard
	Output Short Circuit Protection	The power supply shall withstand a continuous output short without damage in 24 hours; The short may be applied before power on, or after power on; The power supply shall resume normal operation after the short is removed, no excessive heat, odor, or plastic deformation shall occur with no safety hazard
	Over temperature Protection	The power supply shall shut down when the junction temperature of PWM controller exceeds the thermal shutdown temperature, typically 140°C ±10°C.
Environmental	Operation Temperature	-25°C ~+ (see table)
	Operation Humidity	10~ 90% RH(No Condensing) @ full load
	Storage Temperature	-40°C~ +85°C
	Storage Humidity	5%~95%
	Cooling Method	Ordinary or thermostat
Safety & EMC Requirement	Dielectric Strength	Primary to Secondary: 4000Vac 5mA, 3 secs.
	Radiation	Meet EN55032,EN55014,FCC, part 15, Class B. under 3dB margin
	Conduction	Meet EN55032,EN55014, FCC, part 15,Class B. under 3dB margin
	Lightning Surge	EN61000-4-5:2014,±1KV (surge level can be extended to 6KV with an external circuit - please refer to MYRRA's website and catalogue for 47 series application notes).
	Safety Standards	Meet all requirements of UL/CUL60950, IEC/EN60950, IEC/EN60335, IEC/EN61558-2-16, CE,VDE, ENEC Mark
Reliability Requirement	MTBF	Calculated by MIL-HDBK-217-F2 > 200K Hours @230VAC input at max operation temperature; > 550K Hours @230VAC input at 25deg.C
	Burn-In Test	The unit shall be burned in for 2~ 5hours under 230Vac input and DC with full load at an ambient temperature of 30~45 degrees C
Net Weight	About 16 grams per product unit	
Guarantee	This product meets RoHS Standard	

ONE OUTPUT 2.5W to 5W

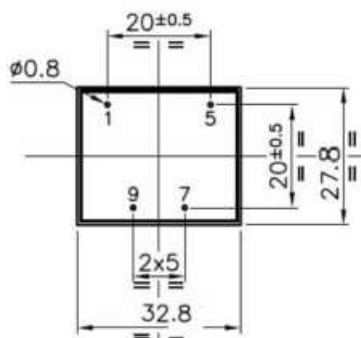
MAIN FEATURES :

- 2.5 To 5W Small Compact Size - PCB Mount
- Single Output
- Output Range : 3.3VDC - 24VDC
- Input Range : 85VAC - 265VAC/47 - 63Hz Or 120VDC - 370VDC
- Very Low Standby Power Consumption < 0.2W
- Better Energetic Efficiency : Meet Requirements Of Energy Star And EC Code Of Conduct
- Encapsulated Design And Same Footprint As EI30 Transformer: Upgrade Your Application Without Redesign Of PCB
- Safety : Meets All Requirements of: IEC/EN61558-2-16, IEC/EN60950, IEC/EN60335, UL/CUL60950, CE, VDE, ENEC Mark
- Materials : Uses UL 94-V0 Plastic And Resin
- EMC : Conducted And Radiated Emissions Conform To EN55014 , EN55032, CLASS B
- Immunity Conform To EN61000-3-3, EN61000-4-2, EN61000-4-3, EN61000-4-4, EN61000-4-5, EN61000-4-6, EN61000-4-8, EN61000-4-11

Part Number	Power Output(W)	Output Voltage (Vdc)	Output Current (mA)	Output Load Regulation (%)	Max. Operating Ambient (°C)	Minimum Part Efficiency(%)
47121	2.5	3.3	750	± 1	70	65
47122	2.75	5	550			68
47123	2.5	9	270			72
47124		12	210			74
47125		15	170			75
47126		24	110			77
47151	4.5	3.3	1350		50	65
47152	5	5	900			68
47153		9	550			72
47154		12	420			75
47155		15	320			76
47156		24	210			79
47157	4.5	3.8	1180			66

Special Version: 4712xSLI and 4715xSLI = 19.2mm case height (x = 1,2,3,4,5,6 or 7)

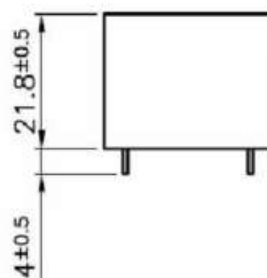
DIMENSIONS and PINOUT



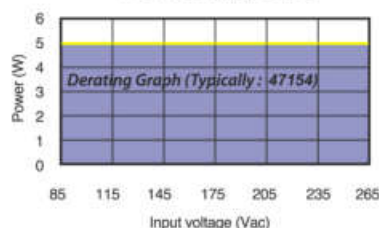
(View From Pins Side)

4 pins

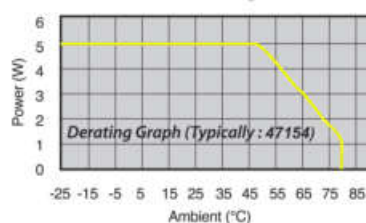
pins 1 & 5 : AC or DC Input
pin 7: DC output +V
pin 9: DC output 0V



Power Derating Curve



Power Derating Curve



Model: 2.5 To 5 Watt		Specification
AC Input Characteristics	Rated AC input Voltage	100~240Vac Or 140VDC-340VDC
	AC Input Voltage Range	85~265Vac Or 120VDC-370VDC
	AC Input Frequency Range	47Hz~63Hz
	Rated AC Input Frequency	50/60Hz
	Input Current	0.2A Max@85Vac~265Vac, at full load
	Standby Power	0.2W Max(Meet Requirements Of Energy Star And EC Code Of Conduct)
DC Output Characteristics	Output Voltage Accuracy	± 2%
	Output Voltage Line Regulation	± 0.5%
	Output Voltage Load Regulation	± 1%
	Ripple & Noise	Max 200mVp-p@ Rated AC input(The measuring will be terminated with a 47uF AL E-Cap and a 0.1uF Cer-Cap. An oscilloscope set at 20MHz bandwidth)
	Efficiency	See Table (Meet Requirements Of Energy Star And EC Code Of Conduct)
Protection Characteristics	Over Current Protection	The power supply shall automatic protection. The power supply shall autorecovery normal operation after the deformation is removed. No excessive heat, odor, or plastic deformation shall occur, no safety hazard
	Output Short Circuit Protection	The power supply shall withstand a continuous output short without damage in 24 hours ; The short may be applied before power on, or after power on ; The power supply shall resume normal operation after the short is removed, no excessive heat, odor, or plastic deformation shall occur, no safety hazard
Environmental	Operation Temperature	The power supply shall shut down when the junction temperature of PWM controller exceeds the thermal shutdown temperature , typically 140°C±10°C.
	Operation Humidity	10~ 90% RH(No Condensing) @ full load
	Storage Temperature	-40°C~ +85°C
	Storage Humidity	5%~95%
Safety & EMC Requirement	Dielectric Strength	Primary to Secondary: 4000Vac 5mA, 3 sec.
	Radiation	Meet EN55032,EN55014 , Class B. under 3dB margin
	Conduction	Meet EN55032,EN55014, Class B. under 3dB margin
	Safety Standards	Meet all requirements of UL/CUL60950 - IEC/EN60950 - IEC/EN60335 - EC/EN61558-2-16 CE,VDE, And ENEC Mark VDE Approval No. 40034334 - UL Approval No.E352488
Reliability Requirement	MTBF	Calculated by MIL-HDBK-217-F2 550K Hours Min. @230VAC input, 25deg.C
	Burn-In Test	The unit shall be burned in for 2~ 5hours under 230Vac input and DC with full load at an ambient temperature of 30~45 degrees C
Net Weight	About 30 grams per product unit	
Guarantee	This product meet to RoHS standard	

we reserve the right to change specifications in this document without notice

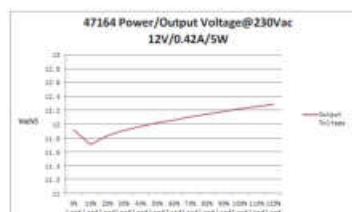
ONE OUTPUT 2.4W to 5W

MAIN FEATURES :

- 2.4W To 5W Small Compact Size - PCB Mount
- Single Output
- Output Range : 5.0VDC - 24VDC
- Input Range : 85VAC - 265VAC/47 - 63Hz Or 120VDC - 370VDC
- Very Low Standby Power Consumption < 0.3W
- Better Energetic Efficiency : Meet Requirements Of Energy Star and EC Code Of Conduct
- Encapsulated Design And Same Footprint As EI30 Transformer: Upgrade Your Application Without Redesign Of PCB
- Safety : Meets All Requirements of: IEC/EN61558-2-16, IEC/EN60950, IEC/EN60335, UL/CUL60950, CE,VDE,ENEC Mark
- Materials : Uses UL 94-V0 Plastic And Resin
- EMC : Conducted And Radiated Emissions Conform To EN55014 , EN55032, CLASS B
- Immunity Conform To EN61000-3-3,EN61000-4-2, EN61000-4-3,EN61000-4-4,EN61000-4-5, EN61000-4-6, EN61000-4-8, EN61000-4-11

Part Number	Power Output(W)	Output Voltage (Vdc)	Output Current (mA)	Output Load Regulation (%)	Max. Operating Ambient (°C)	Minimum Part Efficiency(%)
47114	2.4	12	200	± 5	70	74
47132	2.5	5	500			68
47133	3.2	9	360			73
47134		12	270			75
47135		18	180			78
47136		24	130			80
47162	5	5	900		50	68
47163		9	560			73
47164		12	420			75
47165		18	280			78
47166		24	210			80

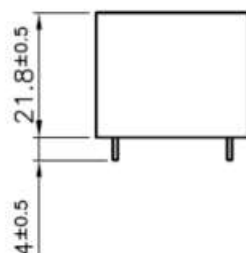
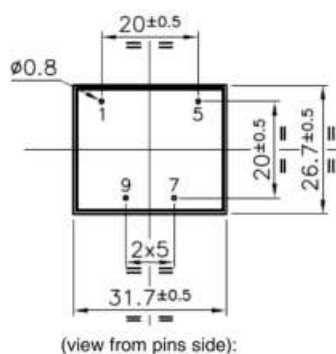
Typical Load Regulation Curve:



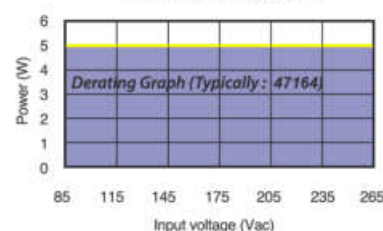
DIMENSIONS and PINOUT

4 pins

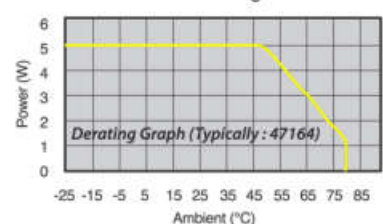
pins 1 & 5 : AC or DC Input
pin 7: DC output +V
pin 9: DC output 0V



Power Derating Curve



Power Derating Curve



Model: 2.4 To 5 Watt		Specification
AC Input Characteristics	Rated AC input Voltage	100~240Vac Or 140VDC-340VDC
	AC Input Voltage Range	85~265Vac Or 120VDC-370VDC
	AC Input Frequency Range	47Hz~63Hz
	Rated AC Input Frequency	50/60Hz
	Input Current	0.2A Max@85Vac~265Vac, at full load
	Standby Power	0.3W Max(Meet Requirements Of Energy Star And EC Code Of Conduct)
DC Output Characteristics	Output Voltage Accuracy	± 5%
	Output Voltage Line Regulation	± 3%
	Output Voltage Load Regulation	± 5%
	Ripple & Noise	Max 200mVp-p@ Rated AC input(The measuring will be terminated with a 47uF AL E-Cap and a 0.1uF Cer-Cap. An oscilloscope set at 20MHz bandwidth)
	Efficiency	See Table(Meet Requirements Of Energy Star And EC Code Of Conduct)
Protection Characteristics	Over Current Protection	The power supply shall automatic protection. The power supply shall autorecovery normal operation after the deformation is removed. No excessive heat, odor, or plastic deformation shall occur, no safety hazard
	Output Short Circuit Protection	The power supply shall withstand a continuous output short without damage in 24 hours; The short may be applied before power on, or after power on ; The power supply shall resume normal operation after the short is removed, no excessive heat, odor, or plastic deformation shall occur, no safety hazard
Environmental	Operation Temperature	-25°C ~ +Ta (see table)
	Operation Humidity	10~ 90% RH(No Condensing) @ full load
	Storage Temperature	-40°C~ +85°C
	Storage Humidity	5%~95%
Safety & EMC Requirement	Dielectric Strength	Primary to Secondary: 4000Vac 5mA, 3 sec.
	Radiation	Meet EN55032,EN55014 , Class B. under 3dB margin
	Conduction	Meet EN55032,EN55014, Class B. under 3dB margin
	Safety Standards	Meet all requirements of UL/CUL60950 - IEC/EN60950 - IEC/EN60335 - IEC/EN61558-2-16 CE,VDE,And ENEC Mark VDE Approval No. 40034334 - UL Approval No.E352488
Reliability Requirement	MTBF	Calculated by MIL-HDBK-217-F2 550K Hours Min. @230VAC input, 25deg.C
	Burn-In Test	The unit shall be burned in for 2~ 5hours under 230Vac input and DC with full load at an ambient temperature of 30~45 degrees C
Net Weight	About 30 grams per product unit	
Guarantee	This product meet to RoHS standard	

we reserve the right to change specifications in this document without notice

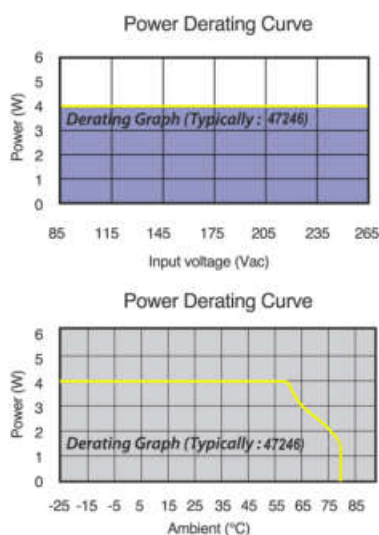
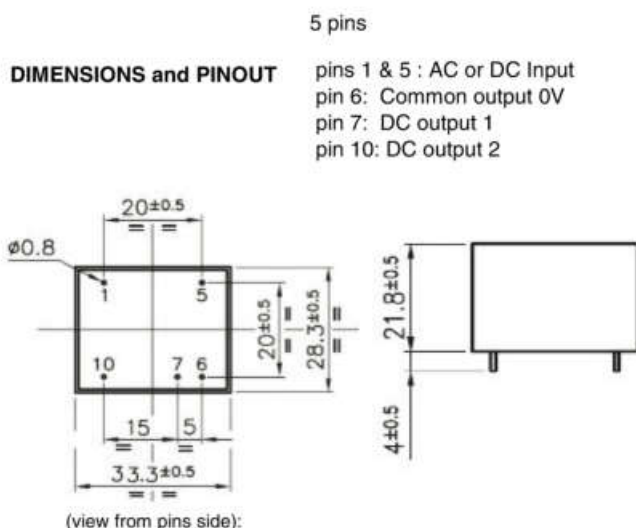
TWO OUTPUTS - COMMON 3W to 5W

MAIN FEATURES :

- 3W To 5W Small Compact Size - PCB Mount
- Two Common Outputs
- Output Voltage Accuracy : See Table For 15 To 100% Rated Load Of Each Output (includes line and load variations)
- Input Range : 85VAC - 265VAC/47 - 63Hz Or 120VDC - 370VDC
- Very Low Standby Power Consumption < 0.2W
- Better Energetic Efficiency : Meet Requirements Of Energy Star And EC Code Of Conduct
- Encapsulated Design And Same Footprint As EI30 Transformer: Upgrade Your Application Without Redesign Of PCB
- Safety : Meets All Requirements of: IEC/EN61558-2-16, IEC/EN60950, IEC/EN60335, UL/CUL60950, CE, VDE, ENEC Mark
- Materials : Uses UL 94-V0 Plastic And Resin
- EMC : Conducted And Radiated Emissions Conform To EN55014 , EN55032, CLASS B
- Immunity Conform To EN61000-3-3, EN61000-4-2, EN61000-4-3, EN61000-4-4, EN61000-4-5, EN61000-4-6 , EN61000-4-8, EN61000-4-11

Part Number	Power Output(W)	Output Voltage (Vdc)	Output Current (mA)	Output Load Regulation (%)	Max. Operating Ambient (°C)	Minimum Part Efficiency(%)
47243	4.7	(+)10.5	380	± 3	50	72
		(+)7	100	± 15		
47244	5	(+)15	300	± 3		73
		(+)7	70	± 15		
47245	3.2	(+)12	130	± 5	70	65
		(+)5.5	300	± 10		
47246	4	(+)5	400 (600 max)	± 3	60	
		(+)12	170	± 15		
47247		(+)15	130	± 8		
		(-)15	130	± 8		

Notes: The dual DC Volatge Outputs share a Common Ov reference.
Power deration must be considered at higher Operating Ambient Temperatures.



Model: Two Common Outputs 3 TO 5W		Specification
AC Input Characteristics	Rated AC input Voltage	100~240Vac Or 140VDC-340VDC
	AC Input Voltage Range	85~265Vac Or 120VDC-370VDC
	AC Input Frequency Range	47Hz~63Hz
	Rated AC Input Frequency	50/60Hz
	Input Current	0.2A Max@85Vac~265Vac, at full load
	Standby Power	0.2W Max (Meet Requirements Of Energy Star And EC Code Of Conduct)
DC Output Characteristics	Output Voltage Accuracy	See Table For 15 To 100% Rated Load Of Each Output (includes line and load variations)
	Efficiency	See Table(Meet Requirements Of Energy Star And EC Code Of Conduct)
Protection Characteristics	Over Current Protection	The power supply shall automatic protection. The power supply shall autorecovery normal operation after the deformation is removed. No excessive heat, odor, or plastic deformation shall occur, no safety hazard
	Output Short Circuit Protection	The power supply shall withstand a continuous output short without damage in 24 hours; The short may be applied before power on, or after power on ; The power supply shall resume normal operation after the short is removed, no excessive heat, odor, or plastic deformation shall occur, no safety hazard
	Over Temperature Protection	The power supply shall shut down when the junction temperature of PWM controller exceeds the thermal shutdown temperature, typically 140°C±10°C.
Environmental	Operation Temperature	-25°C ~ +Ta (see table)
	Operation Humidity	10~ 90% RH(No Condensing) @ full load
	Storage Temperature	-40°C~ +85°C
	Storage Humidity	5%~95%
Safety & EMC Requirement	Dielectric Strength	Primary to Secondary: 4000Vac 5mA, 3 sec.
	Radiation	Meet EN55032,EN55014, Class B. under 3dB margin
	Conduction	Meet EN55032,EN55014,Class B. under 3dB margin
	Safety Standards	Meets all requirements of UL/CUL60950 IEC/EN60950 IEC/EN60335 IEC/EN61558-2-16 CE,VDE, And ENEC Mark VDE Approval No. 40034334 UL Approval No.E352488
Reliability Requirement	MTBF	Calculated by MIL-HDBK-217-F2 550K Hours Min. @230VAC input, 25deg.C
	Burn-In Test	The unit shall be burned in for 2~ 5hours under 230Vac input and DC with full load at an ambient temperature of 30~45 degrees C
Net Weight	About 30 grams per product unit	
Guarantee	This product meet to RoHS standard	

We reserve the right to change specifications in this document without notice

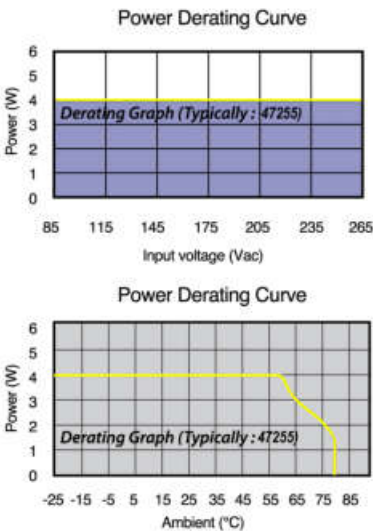
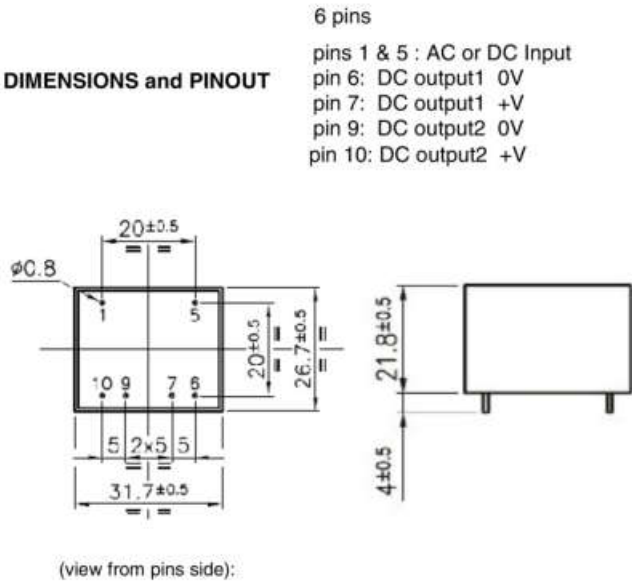
TWO OUTPUTS - ISOLATED 3.5W to 4W

- MAIN FEATURES :**
 - Small Compact Size - PCB Mount
 - Two Isolated Outputs
 - Output Voltage Accuracy : See Table For 15 To 100% Rated Load Of Each Output (includes line and load variations)
 - Input Range : 85VAC - 265VAC/47 - 63Hz Or 120VDC - 370VDC
 - Very Low Standby Power Consumption < 0.2W
 - Better Energetic Efficiency : Meet Requirements Of Energy Star And EC Code Of Conduct
 - Encapsulated Design And Same Footprint As EI30 Transformer: Upgrade Your Application Without Redesign Of PCB

- Safety : Meets All Requirements of: IEC/EN61558-2-16, IEC/EN60950,IEC/EN60335, UL/CUL60950, CE,VDE,ENEC Mark
 - Materials : Uses UL 94-V0 Plastic And Resin
 - EMC : Conducted And Radiated Emissions Conform To EN55014 , EN55032, CLASS B
 - Immunity Conform To EN61000-3-3, EN61000-4-2, EN61000-4-3, EN61000-4-4, EN61000-4-5,EN61000-4-6, EN61000-4-8, EN61000-4-11

Part Number	Power Output(W)	Output Voltage (Vdc)	Output Current (mA)	Output Load Regulation (%)	Max. Operating Ambient (°C)	Minimum Part Efficiency(%)
47252	3.5	5	350(600 max)	± 3	60	66
		5	350	± 15		
47254	4	12	165(300 max)	± 5		72
		12	165	± 15		
47255		15	135(200 max)	± 5		73
		15	135	± 15		
47257		5	400 (600 max)	± 3		68
		12	170	± 15		
47258		18	150 (200 max)	± 5		72
		8	150	± 15		

Note: DC Output to DC Output Isolation = 4000Vac



Model: Two Isolated Outputs 3 to 5W		Specification
AC Input Characteristics	Rated input Voltage	100~240Vac Or 140VDC-340VDC
	Input Voltage Range	85~265Vac Or 120VDC-370VDC
	AC Input Frequency Range	47Hz~63Hz
	Rated AC Input Frequency	50/60Hz
	Input Current	0.2A Max@85Vac~265Vac, at full load
	Standby Power	0.2W Max(Meet Requirements Of Energy Star And EC Code Of Conduct)
DC Output Characteristics	Output Voltage Accuracy	See Table For 15 To 100% Rated Load Of Each Output (includes line and load variations)
	Turn On Delay	2S max @ 85Vac~265Vac input and DC output with full load
	Efficiency	See Table (Meet Requirements Of Energy Star And EC Code Of Conduct)
Protection Characteristics	Over Current Protection	The power supply shall automatic protection. The power supply shall auto-recovery normal operation after the deformation is removed. No excessive heat, odor, or plastic deformation shall occur, no safety hazard
	Output Short Circuit Protection	The power supply shall withstand a continuous output short without damage in 24 hours ; The short may be applied before power on, or after power on; The power supply shall resume normal operation after the short is removed, no excessive heat, odor, or plastic deformation shall occur, no safety hazard
	Over Temperature Protection	The power supply shall shut down when the junction temperature of PWM controller exceeds the thermal shutdown temperature, typically 140°C±10°C.
Environmental	Operation Temperature	-25°C ~ +Ta (see table)
	Operation Humidity	10~ 90% RH(No Condensing) @ full load
	Storage Temperature	-40°C~ +85°C
	Storage Humidity	5%~95%
Safety & EMC Requirement	Dielectric Strength	Primary to Secondary: 4000Vac 5mA, 3 sec. Output1 to output2: 4000Vac 5mA, 3 sec
	Radiation	Meet EN55032,EN55014, Class B. under 3dB margin
	Conduction	Meet EN55032,EN55014,Class B. under 3dB margin
	Power Clamp Radiation	EN55014-1:2006+A1:2009+A2:2011
	Lightning Surge	EN61000-4-5:2006, Level II. 1KV
	Electric Fast Transient	Meeting EN61000-4-4:2012, 1KV
	Safety Standards	Meets all requirements of UL/CUL6095 , IEC/EN60950 , IEC/EN60335, EC/EN61558-2-16 , CE,VDE,And ENEC Mark VDE Approval No. 40034334 , UL Approval No.E352488
Reliability Requirement	MTBF	Calculated by MIL-HDBK-217-F2 550K Hours Min. @230VAC input, 25deg.C
	Burn-In Test	The unit shall be burned in for 2~ 5hours under 230Vac input and DC with full load at an ambient temperature of 30~45 degrees C
Net Weight	About 30 grams per product unit	
Guarantee	This product meet to RoHS standard	

we reserve the right to change specifications in this document without notice

ONE OUTPUT 7.5W

MAIN FEATURES :

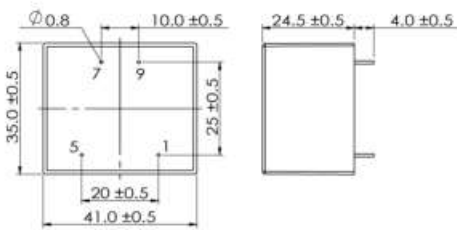
- 7.5W Small Compact Size - PCB Mount
- Single Output
- Output Range : 3.3VDC - 24VDC
- Input Range : 85VAC - 265VAC/47 - 63Hz Or 120VDC - 370VDC
- Very Low Standby Power Consumption < 0.15W
- Better Energetic Efficiency : Meet Requirements Of Energy Star And EC Code Of Conduct
- Encapsulated Design And Same Footprint As EI38 Transformer: Upgrade Your Application Without Redesign Of PCB

- Safety : IEC/EN61558-2-16, IEC/EN60950, IEC/EN60335, UL/CUL60950, CE, VDE, ENEC Mark
- Materials : Uses UL 94-V0 Plastic And Resin
- EMC : Conducted And Radiated Emissions Conform To EN55014 CLASS B , EN55032 CLASS B And FCC Part 15
- Immunity Conform To EN61000-3-3, EN61000-4-2, EN61000-4-3, EN61000-4-4, EN61000-4-5, EN61000-4-6, EN61000-4-8, EN61000-4-11

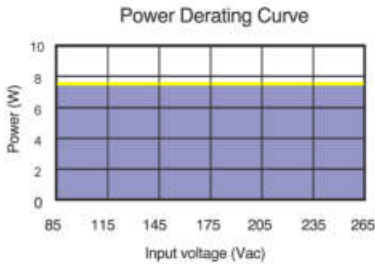
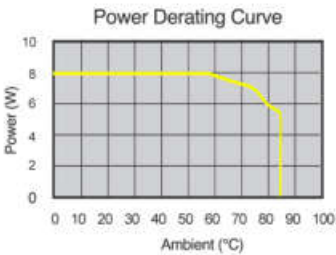
Part Number	Power Output(W)	Output Voltage (Vdc)	Output Current (mA)	Output Load Regulation (%)	Max. Operating Ambient (°C)	Minimum Part Efficiency(%)
47206	7.5	3.3	2270	± 3	50	74
47200		5	1500	± 1	70	77
47201		9	830			80
47202		12	625			82
47203		15	500			
47204		18	420			
47205		24	310			

DIMENSIONS and PINOUT

4 pins
Pins 1 & 5 :
AC or DC Input
Pin 7 : DC output + V
Pin 9 : DC output OV



(view from pins side)



Model: 7.5 Watt		Specification
AC Input Characteristics	Rated AC input Voltage	100~240Vac Or 140VDC-340VDC
	AC Input Voltage Range	85~265Vac Or 120VDC-370VDC
	AC Input Frequency Range	47Hz~63Hz
	Rated AC Input Frequency	50/60Hz
	Input Current	0.3A Max@85Vac~265Vac, at full load
	Standby Power	0.15W Max(Meet Requirements Of Energy Star And EC Code Of Conduct)
DC Output Characteristics	Output Voltage Accuracy	± 2% (5V,9V,12V,15V,18V,24V Types) - ± 3%(3.3V Type)
	Output Voltage Line Regulation	± 0.5%
	Output Voltage Load Regulation	± 1%(5V,9V,12V,15V,18V,24V Types) ± 3%(3.3V Type)
	Ripple & Noise	Max 180mVp-p@ Rated AC input, at nominal line (The measuring will be terminated with a 47uF AL E-Cap and a 0.1uF Cer-Cap. An oscilloscope set at 20MHz bandwidth)
	Efficiency	Meet Requirements Of Energy Star And EC Code Of Conduct
Protection Characteristics	Over Current Protection	The power supply shall automatic protection. The power supply shall autorecovery normal operation after the deformation is removed. No excessive heat, odor, or plastic deformation shall occur, no safety hazard
	Output Short Circuit Protection	The power supply shall withstand a continuous output short without damage in 24 hours; The short may be applied before power on, or after power on; The power supply shall resume normal operation after the short is removed, no excessive heat, odor, or plastic deformation shall occur, no safety hazard
Environmental	Operation Temperature	-20°C ~ +Ta (see table)
	Operation Humidity	10~ 90% RH(No Condensing) @ full load
	Storage Temperature	-40°C~ +85°C
	Storage Humidity	5%~95%
Safety & EMC Requirement	Dielectric Strength	Primary to Secondary: 4000Vac 5mA, 3 sec.
	Radiation	Meet EN55032,EN55014,FCC, part 15, Class B. under 3dB margin
	Conduction	Meet EN55032,EN55014, FCC, part 15,Class B. under 3dB margin
	Safety Standards	Meet all requirements of UL/CUL60950 IEC/EN60950 IEC/EN60335 IEC/EN61558-2-16 CE,VDE and ENEC Mark
Reliability Requirement	MTBF	Calculated by MIL-HDBK-217-F2 550K Hours Min. @230VAC input, 25deg.C
	Burn-In Test	The unit shall be burned in for 2~ 5hours under 230Vac input and DC with full load at an ambient temperature of 30~45 degrees C
Net Weight	About 56 grams per product unit	
Guarantee	This product meet to RoHS standard	

we reserve the right to change specifications in this document without notice

ONE OUTPUT 10W

MAIN FEATURES :

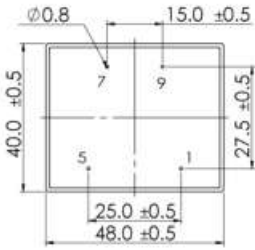
- 10W Small Compact Size - PCB Mount
 - Single Output
 - Output Range : 3.3VDC - 24VDC
 - Input Range : 85VAC - 265VAC/47 - 63Hz Or 120VDC - 370VDC
 - Very Low Standby Power Consumption < 0.1W
 - Better Energetic Efficiency : Meet Requirements Of Energy Star And EC Code Of Conduct
 - Encapsulated Design And Same Footprint As EI48 Transformer: Upgrade Your Application Without Redesign Of PCB
- Safety : IEC/EN61558-2-16, IEC/EN60950, IEC/EN60335, UL/CUL60950, CE, VDE, ENEC Mark
 - Materials : Uses UL 94-V0 Plastic And Resin
 - EMC : Conducted And Radiated Emissions Conform To EN55014 CLASS B , EN55032 CLASS B And FCC Part 15
 - Immunity Conform To EN61000-3-3, EN61000-4-2, EN61000-4-3, EN61000-4-4, EN61000-4-5, EN61000-4-6, EN61000-4-8, EN61000-4-11

Part Number	Power Output(W)	Output Voltage (Vdc)	Output Current (mA)	Output Load Regulation (%)	Max. Operating Ambient (°C)	Minimum Part Efficiency(%)
47210	10	5	2000	± 3	60	74
47211		9	1100	± 1		80
47212		12	830			82
47213		15	670			
47214		18	560			
47215		24	420	50	72	
47216		3.3	3000			± 4

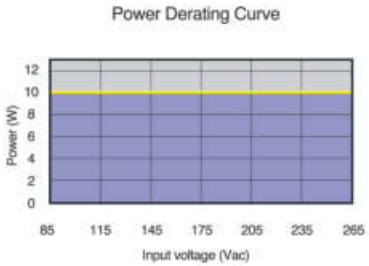
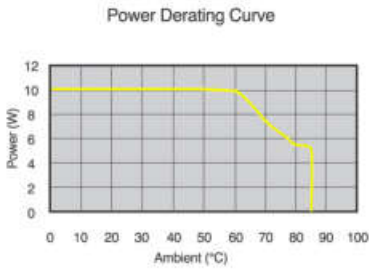
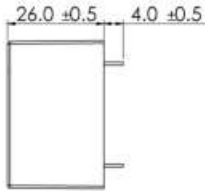


DIMENSIONS and PINOUT

4pins
Pins 1 & 5 :
AC or DC Input
Pin 7 : DC output + V
Pin 9 : DC output OV



(view from pins side)



Model: 10 Watt		Specification
AC Input Characteristics	Rated AC input Voltage	100~240Vac Or 140VDC-340VDC
	AC Input Voltage Range	85~265Vac Or 120VDC-370VDC
	AC Input Frequency Range	47Hz~63Hz
	Rated AC Input Frequency	50/60Hz
	Input Current	0.4A Max@85Vac~265Vac, at full load
	Standby Power	0.1W Max(Meet Requirements Of Energy Star And EC Code Of Conduct)
DC Output Characteristics	Output Voltage Accuracy	± 2% (9V,12V,15V,18V,24V Types) ± 3% (5V Type) ± 4% (3.3V Type)
	Output Voltage Line Regulation	± 0.5% (9V,12V,15V,18V,24V Types) ± 1% (3.3V,5V Types)
	Output Voltage Load Regulation	± 1% (9V,12V,15V,18V,24V Types) ± 3% (5V Type) ± 4% (3.3V Type)
	Ripple & Noise	Max 150mV p-p@ Rated AC input, at nominal line (The measuring will be terminated with a 47uF AL E-Cap and a 0.1uF Cer-Cap. An oscilloscope set at 20MHz bandwidth)
	Efficiency	Meet Requirements Of Energy Star And EC Code Of Conduct
Protection Characteristics	Over Current Protection	The power supply shall automatic protection. The power supply shall autorecovery normal operation after the deformation is removed. No excessive heat, odor, or plastic deformation shall occur, no safety hazard
	Output Short Circuit Protection	The power supply shall withstand a continuous output short without damage in 24 hours; The short may be applied before power on, or after power on; The power supply shall resume normal operation after the short is removed, no excessive heat, odor, or plastic deformation shall occur, no safety hazard
Environmental	Operation Temperature	-25°C ~ +Ta (see table)
	Operation Humidity	10~ 90% RH(No Condensing) @ full load
	Storage Temperature	-40°C~ +85°C
	Storage Humidity	5%~95%
Safety & EMC Requirement	Dielectric Strength	Primary to Secondary: 4000Vac 5mA, 3 sec.
	Radiation	Meet EN55032,EN55014,FCC, part 15, Class B. under 3dB margin
	Conduction	Meet EN55032,EN55014, FCC, part 15,Class B. under 3dB margin
	Safety Standards	Meet all requirements of UL/CUL60950 IEC/EN60950 IEC/EN60335 IEC/EN61558-2-16 CE,VDE and ENEC Mark
Reliability Requirement	MTBF	Calculated by MIL-HDBK-217-F2 200K Hours Min. @230VAC input, 60deg.C
	Burn-In Test	The unit shall be burned in for 2~ 5hours under 230Vac input and DC with full load at an ambient temperature of 30~45 degrees C
Net Weight	About 80 grams per product unit	
Guarantee	This product meet to RoHS standard	

we reserve the right to change specifications in this document without notice

ONE OUTPUT 20W

MAIN FEATURES :

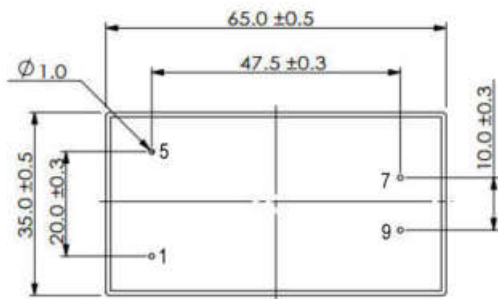
- 20W Small Compact Size - PCB Mount
- Single Output
- Output Range : 3.3VDC - 24VDC
- Input Range : 85VAC - 265VAC/47 - 63Hz Or 120VDC - 370VDC
- Very Low Standby Power Consumption = 0.1W
- Better Energetic Efficiency : Meet Requirements Of Energy Star And EC Code Of Conduct
- Encapsulated Design
PCB Total Power Solution
- Safety : IEC/EN61558-2-16, IEC/EN60950, IEC/EN60335, UL/CUL60950, CE, VDE, ENEC Mark @
- Materials : Uses UL 94-V0 Plastic And Resin
- EMC : Conducted And Radiated Emissions Conform To EN55014 CLASS B , EN55032 CLASS B And FCC Part 15
- Immunity Conform To EN61000-3-3, EN61000-4-2, EN61000-4-3, EN61000-4-4, EN61000-4-5, EN61000-4-6, EN61000-4-8, EN61000-4-11

Part Number	Power Output(W)	Output Voltage (Vdc)	Output Current (mA)	Output Load Regulation (%)	Max. Operating Ambient (°C)	Minimum Part Efficiency(%)
47220	20	3.3	6000	± 4	50	70
47221		5	4000	± 3		
47222		9	2200	± 1		80
47223		12	1700			82
47224		15	1400			
47225		18	1100			
47226		24	840			


DIMENSIONS and PINOUT

4pins

Pins 1 & 5 :
AC or DC Input
Pin 7 : DC output + V
Pin 9 : DC output OV



(view from pins side)



@ pending certification

Model: 20 Watt		Specification
AC Input Characteristics	Rated AC input Voltage	100~240Vac Or 140VDC-340VDC
	AC Input Voltage Range	85~265Vac Or 120VDC-370VDC
	AC Input Frequency Range	47Hz~63Hz
	Rated AC Input Frequency	50/60Hz
	Input Current	0.6A Max@85Vac~265Vac, at full load
	Standby Power	0.1W Max(Meet Requirements Of Energy Star And EC Code Of Conduct)
DC Output Characteristics	Output Voltage Accuracy	± 2% (9V,12V,15V,18V,24V Types) ± 3% (5V Type) ± 4% (3.3V Type)
	Output Voltage Line Regulation	± 0.5% (9V,12V,15V,18V,24V Types) ± 1% (3.3V,5V Types)
	Output Voltage Load Regulation	± 1% (9V,12V,15V,18V,24V Types) ± 3% (5V Type) ± 4% (3.3V Type)
	Ripple & Noise	Max 180mV p-p@ Rated AC input, at nominal line (The measuring will be terminated with a 47uF AL E-Cap and a 0.1uF Cer-Cap. An oscilloscope set at 20MHz bandwidth)
	Efficiency	Meet Requirements Of Energy Star And EC Code Of Conduct
Protection Characteristics	Over Current Protection	The power supply shall automatic protection. The power supply shall autorecovery normal operation after the deformation is removed. No excessive heat, odor, or plastic deformation shall occur, no safety hazard
	Output Short Circuit Protection	The power supply shall withstand a continuous output short without damage in 24 hours; The short may be applied before power on, or after power on; The power supply shall resume normal operation after the short is removed, no excessive heat, odor, or plastic deformation shall occur, no safety hazard
Environmental	Operation Temperature	-25°C ~ +Ta (see table)
	Operation Humidity	10~ 90% RH(No Condensing) @ full load
	Storage Temperature	-40°C~ +85°C
	Storage Humidity	5%~95%
Safety & EMC Requirement	Dielectric Strength	Primary to Secondary: 4000Vac 5mA, 3 sec.
	Radiation	Meet EN55032,EN55014,FCC, part 15, Class B. under 3dB margin
	Conduction	Meet EN55032,EN55014, FCC, part 15,Class B. under 3dB margin
	Safety Standards	Meet all requirements of UL/CUL60950 IEC/EN60950 IEC/EN60335 IEC/EN61558-2-16 CE,VDE and ENEC Mark
Reliability Requirement	MTBF	Calculated by MIL-HDBK-217-F2 200K Hours Min. @230VAC input, 50deg.C
	Burn-In Test	The unit shall be burned in for 2~ 5hours under 230Vac input and DC with full load at an ambient temperature of 30~45 degrees C
Net Weight	tba	
Guarantee	This product meet to RoHS standard	

we reserve the right to change specifications in this document without notice

ONE OUTPUT 40W

MAIN FEATURES :

- Small Compact Size - PCB Mount
- Single Output
- Output Range : 5VDC - 24VDC
- Input Range : 85VAC - 265VAC/47 - 63Hz Or 120VDC - 370VDC
- Very Low Standby Power Consumption = 0.1W
- Better Energetic Efficiency : Meet Requirements Of Energy Star And EC Code Of Conduct
- Encapsulated Design
PCB Total Power Solution

- Safety : IEC/EN61558-2-16, IEC/EN60950, IEC/EN60335, UL/CUL60950, CE, VDE, ENEC Mark ®
- Materials : Uses UL 94-V0 Plastic And Resin
- EMC : Conducted And Radiated Emissions Conform To EN55014 CLASS B , EN55032 CLASS B And FCC Part 15
- Immunity Conform To EN61000-3-3, EN61000-4-2, EN61000-4-3, EN61000-4-4, EN61000-4-5, EN61000-4-6, EN61000-4-8, EN61000-4-11

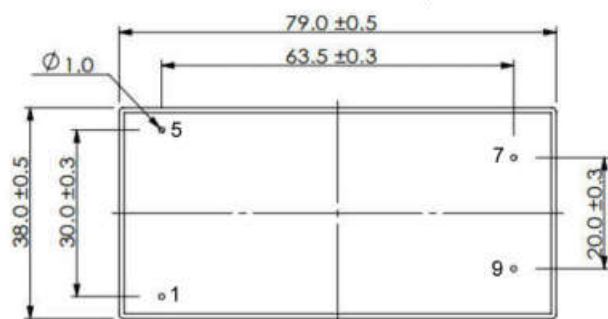
Part Number	Power Output(W)	Output Voltage (Vdc)	Output Current (mA)	Output Load Regulation (%)	Max. Operating Ambient (°C)	Minimum Part Efficiency(%)
47231	30	5	6000	± 5	50	70
47232	40	9	4400	± 2		80
47233		12	3300			82
47234		15	2700			
47235		18	2200			
47236		24	1700			



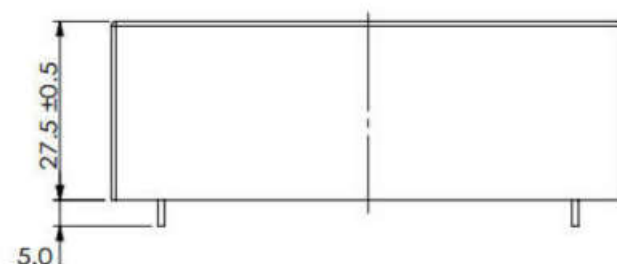
DIMENSIONS and PINOUT

4pins

Pins 1 & 5 :
AC or DC Input
Pin 7 : DC output + V
Pin 9 : DC output OV



(view from pins side)



@ pending certification

Model: 40 Watt		Specification
AC Input Characteristics	Rated AC input Voltage	100~240Vac Or 140VDC-340VDC
	AC Input Voltage Range	85~265Vac Or 120VDC-370VDC
	AC Input Frequency Range	47Hz~63Hz
	Rated AC Input Frequency	50/60Hz
	Input Current	0.8A Max@85Vac~265Vac, at full load
	Standby Power	0.1W Max(Meet Requirements Of Energy Star And EC Code Of Conduct)
DC Output Characteristics	Output Voltage Accuracy	± 2% (9V,12V,15V,18V,24V Types) ± 5% (5V Type)
	Output Voltage Line Regulation	± 1% (9V,12V,15V,18V,24V Types) ± 2% (5V Type)
	Output Voltage Load Regulation	± 2% (9V,12V,15V,18V,24V Types) ± 5% (5V Type) ± 4% (3.3V Type)
	Ripple & Noise	Max 180mV p-p@ Rated AC input, at nominal line (The measuring will be terminated with a 47uF AL E-Cap and a 0.1uF Cer-Cap. An oscilloscope set at 20MHz bandwidth)
	Efficiency	Meet Requirements Of Energy Star And EC Code Of Conduct
Protection Characteristics	Over Current Protection	The power supply shall automatic protection. The power supply shall autorecovery normal operation after the deformation is removed. No excessive heat, odor, or plastic deformation shall occur, no safety hazard
	Output Short Circuit Protection	The power supply shall withstand a continuous output short without damage in 24 hours; The short may be applied before power on, or after power on; The power supply shall resume normal operation after the short is removed, no excessive heat, odor, or plastic deformation shall occur, no safety hazard
Environmental	Operation Temperature	-25°C ~ +Ta (see table)
	Operation Humidity	10~ 90% RH(No Condensing) @ full load
	Storage Temperature	-40°C~ +85°C
	Storage Humidity	5%~95%
Safety & EMC Requirement	Dielectric Strength	Primary to Secondary: 4000Vac 5mA, 3 sec.
	Radiation	Meet EN55032,EN55014,FCC, part 15, Class B. under 3dB margin
	Conduction	Meet EN55032,EN55014, FCC, part 15,Class B. under 3dB margin
	Safety Standards	Meet all requirements of UL/CUL60950 IEC/EN60950 IEC/EN60335 IEC/EN61558-2-16 CE,VDE and ENEC Mark
Reliability Requirement	MTBF	Calculated by MIL-HDBK-217-F2 200K Hours Min. @230VAC input, 50deg.C
	Burn-In Test	The unit shall be burned in for 2~ 5hours under 230Vac input and DC with full load at an ambient temperature of 30~45 degrees C
Net Weight	tba	
Guarantee	This product meet to RoHS standard	

we reserve the right to change specifications in this document without notice

ONE OUTPUT 60W

MAIN FEATURES :

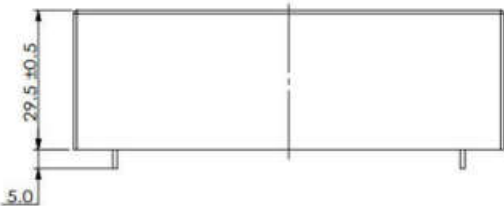
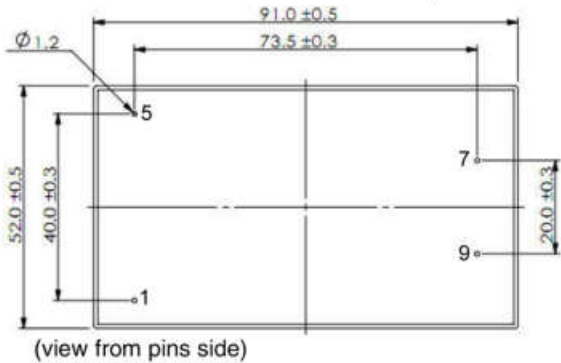
- Small Compact Size - PCB Mount
 - Single Output
 - Output Range : 5VDC - 24VDC
 - Input Range : 85VAC - 265VAC/47 - 63Hz Or 120VDC - 370VDC
 - Very Low Standby Power Consumption = 0.1W
 - Better Energetic Efficiency : Meet Requirements Of Energy Star And EC Code Of Conduct
 - Encapsulated Design
PCB Total Power Solution
- Safety : IEC/EN61558-2-16, IEC/EN60950, IEC/EN60335, UL/CUL60950, CE, VDE, ENEC Mark @
 - Materials : Uses UL 94-V0 Plastic And Resin
 - EMC : Conducted And Radiated Emissions Conform To EN55014 CLASS B , EN55032 CLASS B And FCC Part 15
 - Immunity Conform To EN61000-3-3, EN61000-4-2, EN61000-4-3, EN61000-4-4, EN61000-4-5, EN61000-4-6, EN61000-4-8, EN61000-4-11

Part Number	Power Output(W)	Output Voltage (Vdc)	Output Current (mA)	Output Load Regulation (%)	Max. Operating Ambient (°C)	Minimum Part Efficiency(%)
47261	40	5	8000	± 5	50	70
47262	60	9	6600	± 3		80
47263		12	5000			82
47264		15	4000			
47265		18	3300			
46266		24	2500			



DIMENSIONS and PINOUT

Pins 1 & 5 :
AC or DC Input
Pin 7 : DC output + V
Pin 9 : DC output OV



@ pending certification

Model: 60 Watt		Specification
AC Input Characteristics	Rated AC input Voltage	100~240Vac Or 140VDC-340VDC
	AC Input Voltage Range	85~265Vac Or 120VDC-370VDC
	AC Input Frequency Range	47Hz~63Hz
	Rated AC Input Frequency	50/60Hz
	Input Current	1.5A Max@85Vac~265Vac, at full load
	Standby Power	0.1W Max(Meet Requirements Of Energy Star And EC Code Of Conduct)
DC Output Characteristics	Output Voltage Accuracy	$\pm 3\%$ (9V,12V,15V,18V,24V Types) $\pm 5\%$ (5V Type)
	Output Voltage Line Regulation	$\pm 1\%$ (9V,12V,15V,18V,24V Types) $\pm 2\%$ (5V Type)
	Output Voltage Load Regulation	$\pm 3\%$ (9V,12V,15V,18V,24V Types) $\pm 5\%$ (5V Type)
	Ripple & Noise	Max 200mVp-p@ Rated AC input, at nominal line (The measuring will be terminated with a 47uF AL E-Cap and a 0.1uF Cer-Cap. An oscilloscope set at 20MHz bandwidth)
	Efficiency	Meet Requirements Of Energy Star And EC Code Of Conduct
Protection Characteristics	Over Current Protection	The power supply shall automatic protection. The power supply shall autorecovery normal operation after the deformation is removed. No excessive heat, odor, or plastic deformation shall occur, no safety hazard
	Output Short Circuit Protection	The power supply shall withstand a continuous output short without damage in 24 hours; The short may be applied before power on, or after power on; The power supply shall resume normal operation after the short is removed, no excessive heat, odor, or plastic deformation shall occur, no safety hazard
Environmental	Operation Temperature	-25°C ~ +Ta (see table)
	Operation Humidity	10~ 90% RH(No Condensing) @ full load
	Storage Temperature	-40°C~ +85°C
	Storage Humidity	5%~95%
Safety & EMC Requirement	Dielectric Strength	Primary to Secondary: 4000Vac 5mA, 3 sec.
	Radiation	Meet EN55032,EN55014,FCC, part 15, Class B. under 3dB margin
	Conduction	Meet EN55032,EN55014, FCC, part 15,Class B. under 3dB margin
	Safety Standards	Meet all requirements of UL/CUL60950 IEC/EN60950 IEC/EN60335 IEC/EN61558-2-16 CE,VDE and ENEC Mark
Reliability Requirement	MTBF	Calculated by MIL-HDBK-217-F2 200K Hours Min. @230VAC input, 50deg.C
	Burn-In Test	The unit shall be burned in for 2~ 5hours under 230Vac input and DC with full load at an ambient temperature of 30~45 degrees C
Net Weight	tba	
Guarantee	This product meet to RoHS standard	

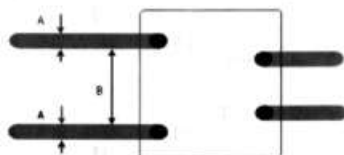
1 – Storage Guide:

Storage temperature: -40°C to $+85^{\circ}\text{C}$, Storage humidity: 5% to 95%

2 – Shelf life Guide:

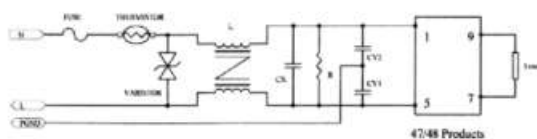
To ensure best power supply reliability and life, we would recommend clients to keep the shelf life less than 6 months. If the Power Supply is not used or is kept in stock for more than 12 months, it is recommended that the Power Supply should be subject to a 2 hour burn-in process.

3- Safety and recommend wiring: linewidth $A \geq 2\text{mm}$, $B \geq 5\text{mm}$.



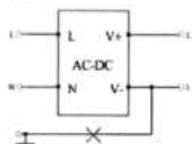
4- Recommended circuit for applications requiring higher EMC performance:

The 47 /48 series are already certified as compliant to EN55022 and EN55014 CLASS B for emc. For this compliance no additional external components are required. Should a more stringent emc performance be required the circuit below can be proposed

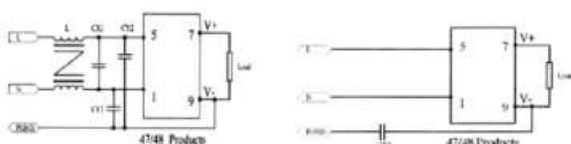


5 – Application of the connection to ground:

This application is not supported for 47 /48 products



The following proposed circuit may assist:



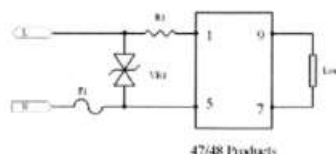
L is a common mode inductor, the recommended parameters: 10mH to 30mH

CX1 is an X2 capacitor, the recommended parameters: 0.1uF to 0.22uF/275Vac

CY1 and CY2 are Y capacitors, the recommended parameters: 1000pF to 2200pF/400V

6 – High surge circuit:

The 47 /48 Series is tested and certified for a surge level in accordance with IEC61000-4-5 as standard without requiring any additional external components. To extend the surge level to 6KV the external circuit below can be proposed.



VR1 is a varistor, the recommended parameters: 14D471,300Vac, maximum energy 118 Joule.

R1 is a wire-wound resistor, the recommended parameters: 10R/1W to 10R/3W, resistance wire $\Phi 0.1$ to 0.23mm .

F1 is a fuse, the recommended parameters: 6.3A to 10A/250Vac, Time-lag type.

The information contained in this document is subject to change without notice.

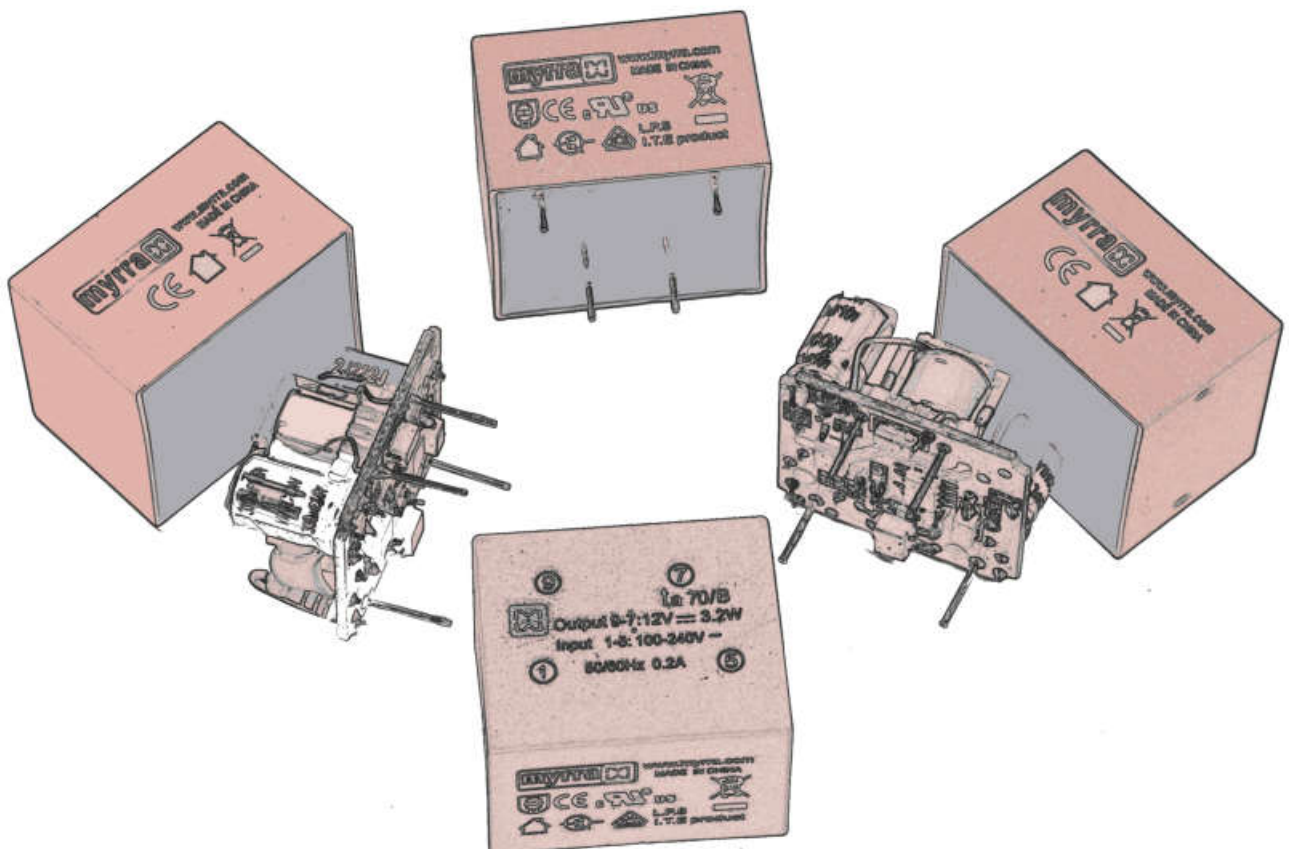
TECHNICAL SERVICES:

- Alternative DC Output Voltages
- Single, Dual or Triple Output Voltages
- Addition of Signal Pins for AC OK, Remote on/off, sense etc.
- Alternative Power Rating
- Revised 'Hold-up' timing to suit System needs
- Customer specific product 'Branding/Labeling'
- Specific Power Supply Manufacturing Functional Test Profile
- Integrating the Power Supply on the System PCB
- Alternative Power Supply Housing
- Revised DC Output Filtering

CUSTOMER SERVICES:

- Existing Designs for Modified Standards
- Flexible Manufacturing Batch Sizes
- European Stock-holding locations
- European Engineering and Logistics Support
- Country Specific Distribution Partners
- Manufacturing dynamics for Volume Fluctuations
- Myrra Quality Controlled Design and Manufacturing
- Fast Sample Service

Contact us for your Power Needs powersupply@myrra.com





A Reliable Brand for your Application

Myrra SAS
2 bd de la Haye
Parc Gustave Eiffel
77600 Bussy St Georges
France
+33(0)1 60 37 55 55

Myrra GmbH
Lebacherstrasse 4
66113 Saarbrücken
Germany
+49(0)7071 7706300

powersupply@myrra.com